

Children's Scrutiny September 2021

Children's Social Care Performance Update

CS/21/09



Referrals - overview

Monthly breakdown of the Number of Referrals in the last 18 months



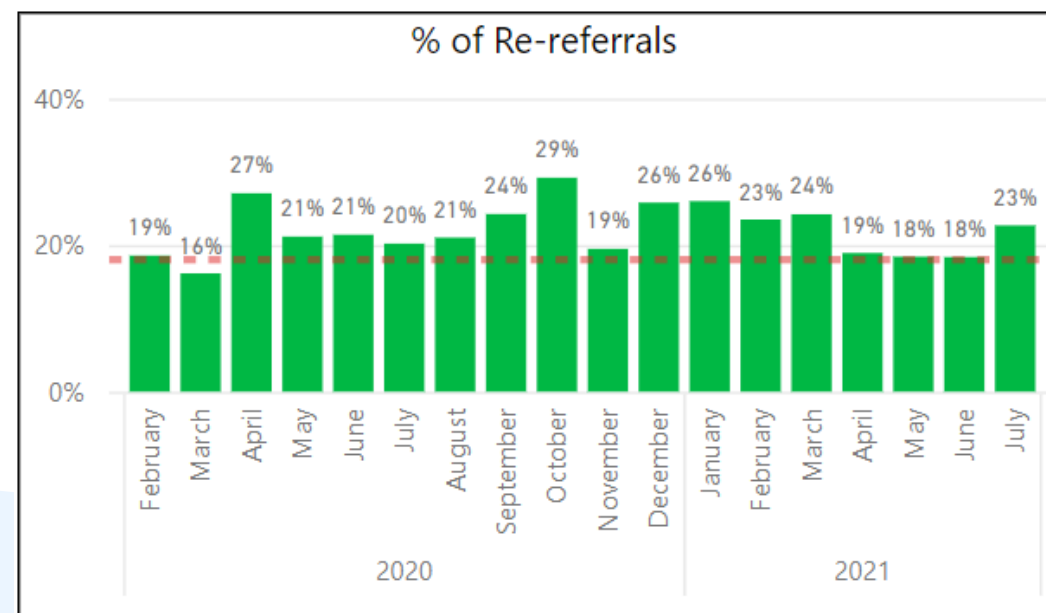
- Significant increase in children and families referred for help and protection
- Significant impact on MASH, additional resources have been needed to ensure timely and appropriate response
- 13% lead to response from early help, 77% to children's social care, 10% NFA/information only - currently reviewing our decision making in MASH and early help offer to ensure families get the right response.
- 21% of referrals are re-referrals which are scrutinised by managers to ensure interventions are effective and consider previous history

Re-referrals:

Devon = 21%

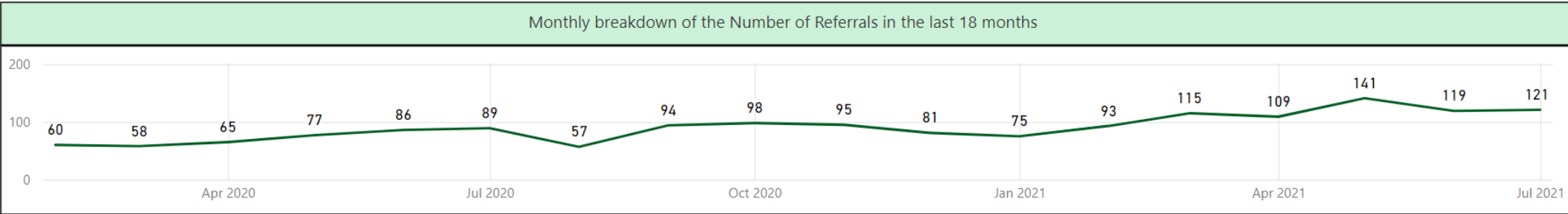
Good LAs = 19.4%

% of Re-referrals

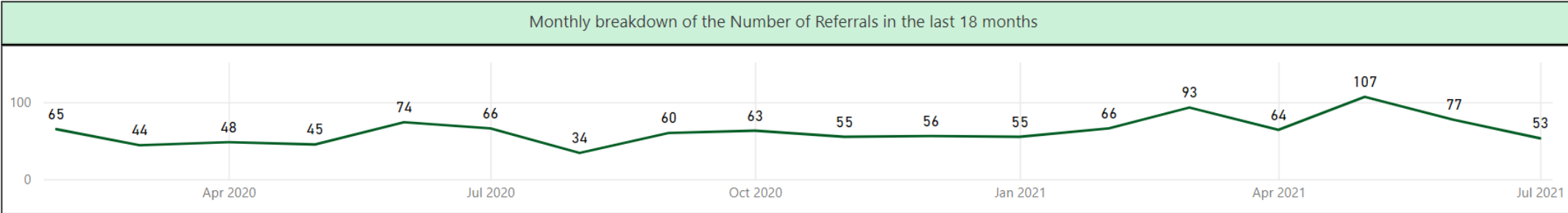


Referrals – by locality

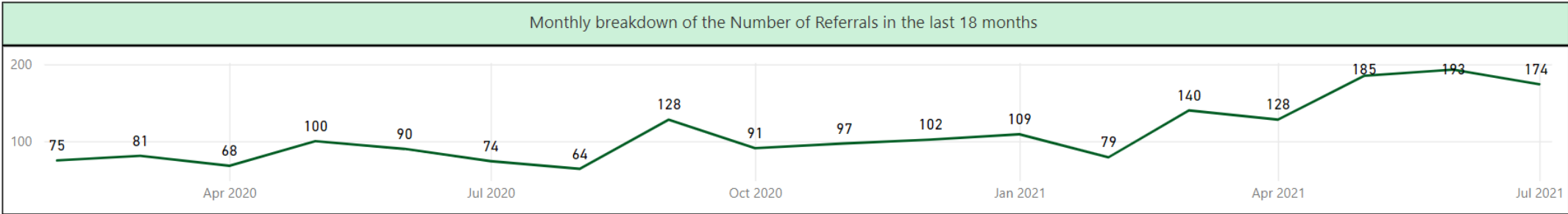
North Locality



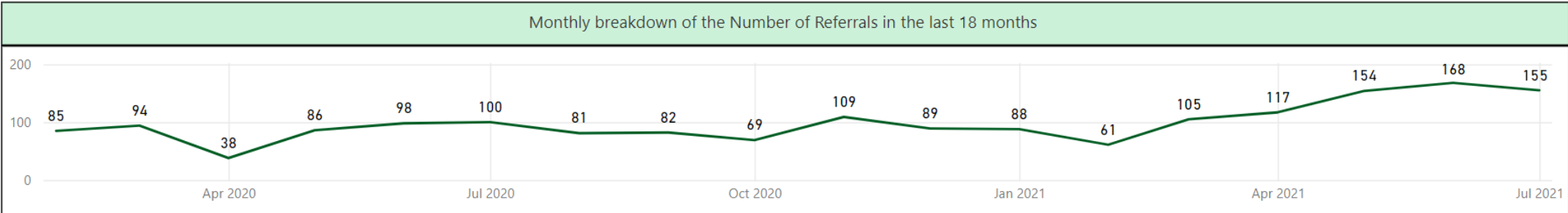
Exeter Locality



Mid and East
Locality

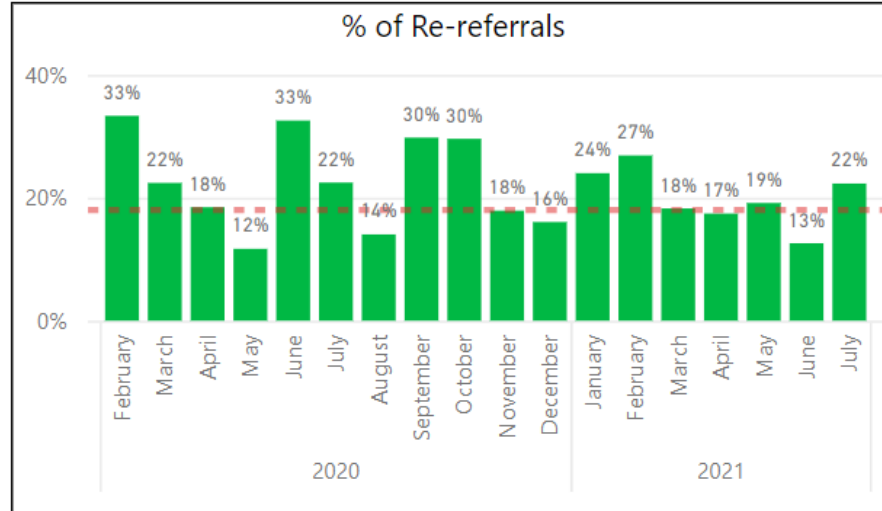


South Locality

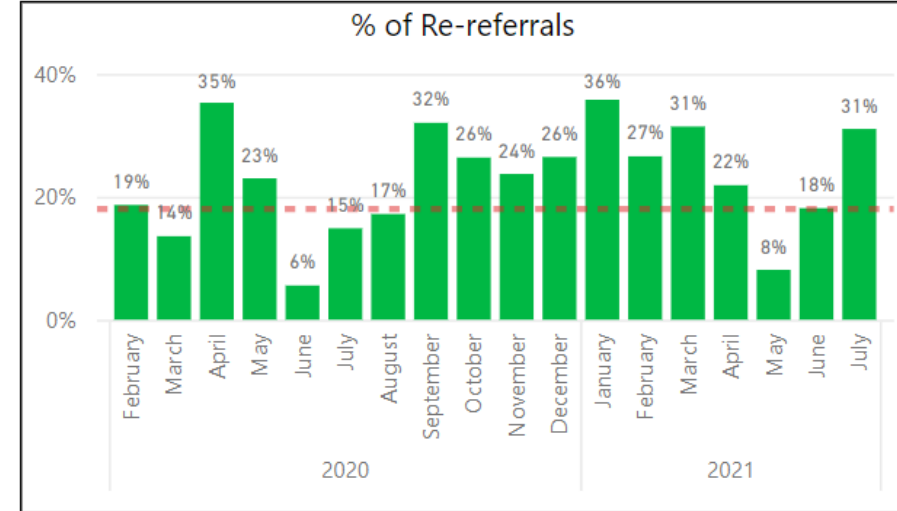


Re-referrals by locality

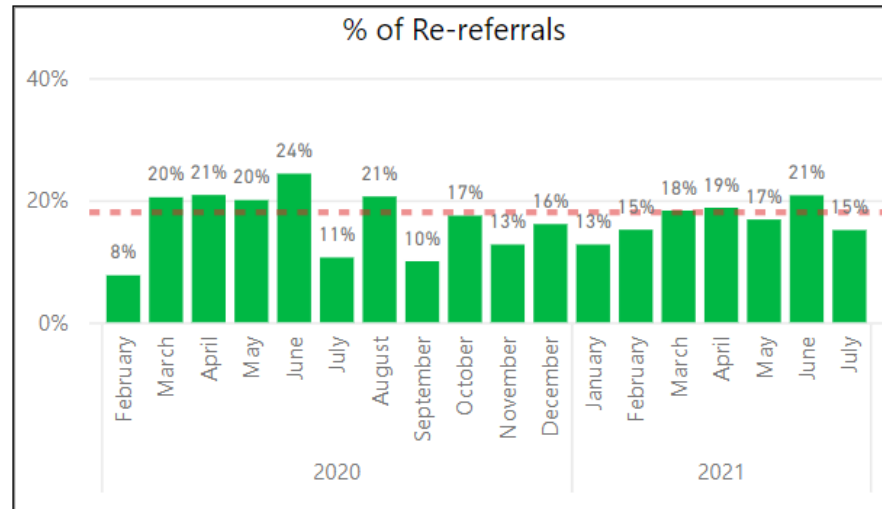
North Locality



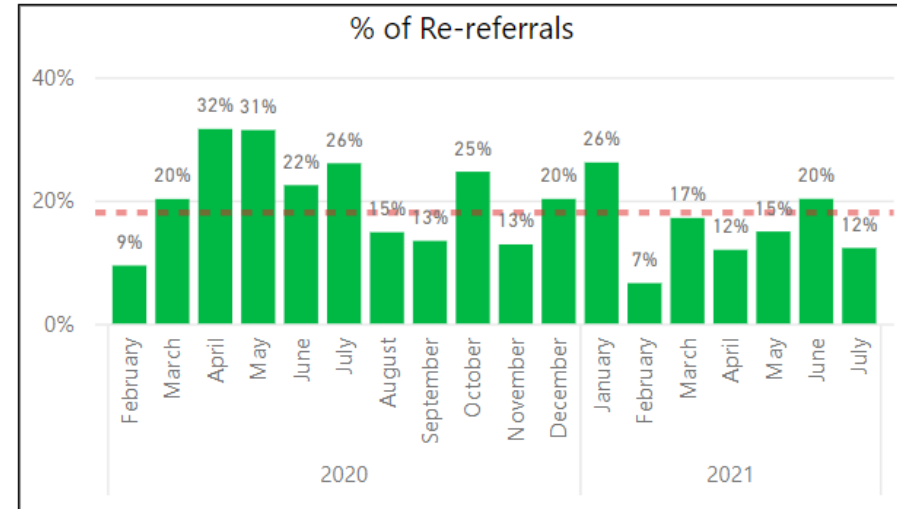
Mid and East Locality



Exeter Locality



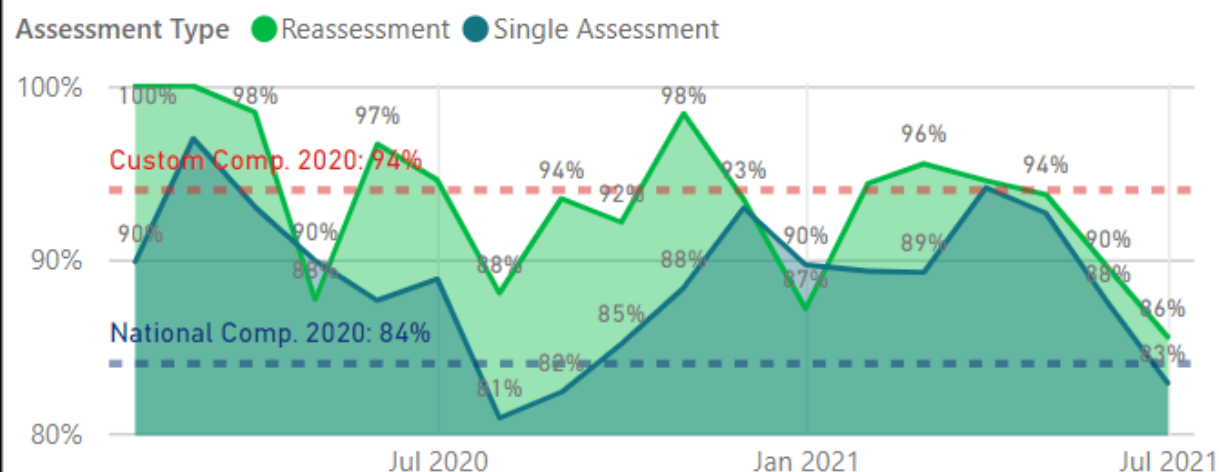
South Locality



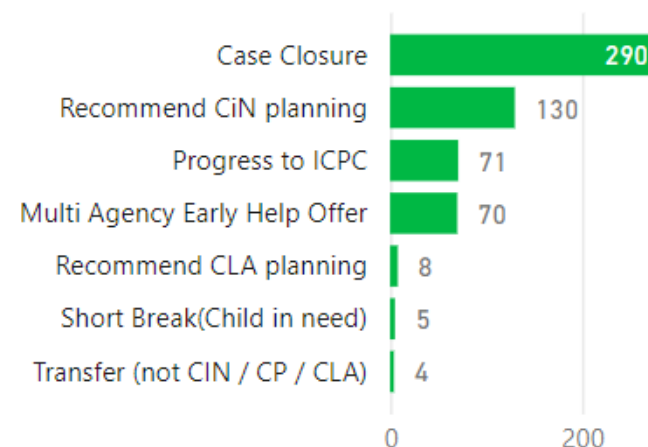
Timeliness of assessments;

- Devon = 83%
- Good LAs = 94%

89% (7027) of Assessments in the Last 18 Months were Authorised in 45 days

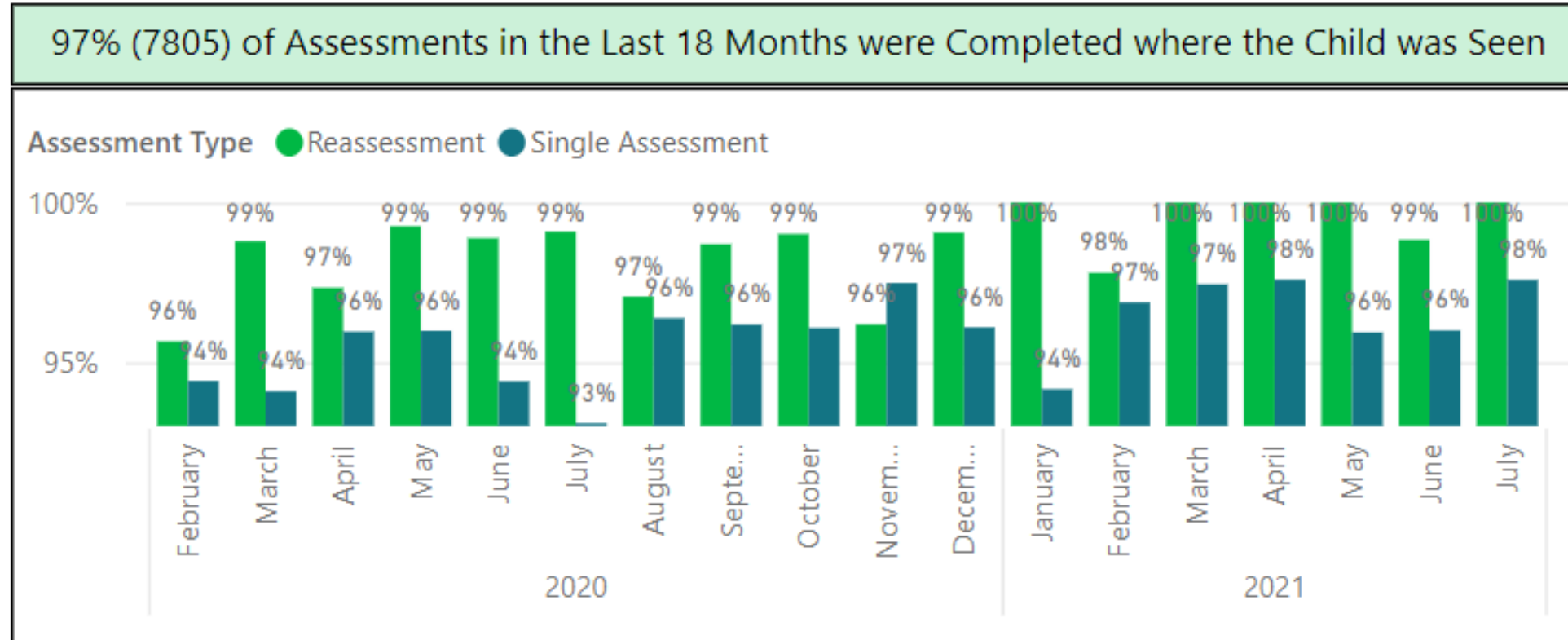


Outcome of Single Assessments completed in the last month



- Timeliness impacted by increased demand, higher caseloads and staff turnover.
- Ofsted commented that assessments lacked curiosity
- Principle of the Devon Children and Families Partnership; **To ensure children and families receive the right support, at the right time, and in the right place.**
- Currently outcomes of assessments indicates that too many families are subject to an assessment by a social worker that doesn't lead to ongoing statutory support.
- Indicates that more families could receive an effective early help offer and further exploration is being undertaken.

Children seen as part of assessments - overall



- Small number of children not seen as part of assessments completed by social workers, usually where they are unborn but occasionally adolescents who don't want to engage.

Numbers of children in need overall

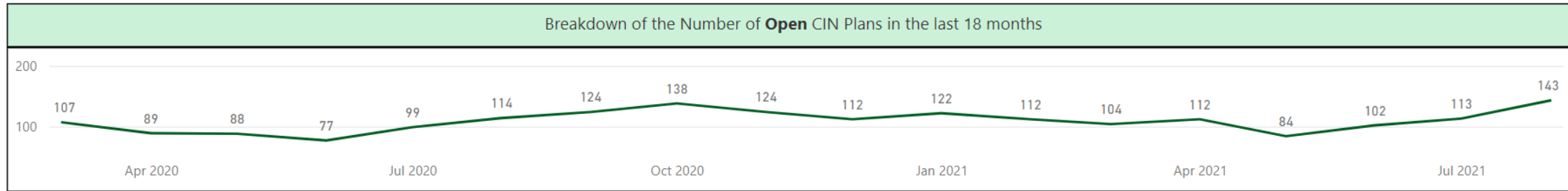
Breakdown of the Number of **Open** CIN Plans in the last 18 months



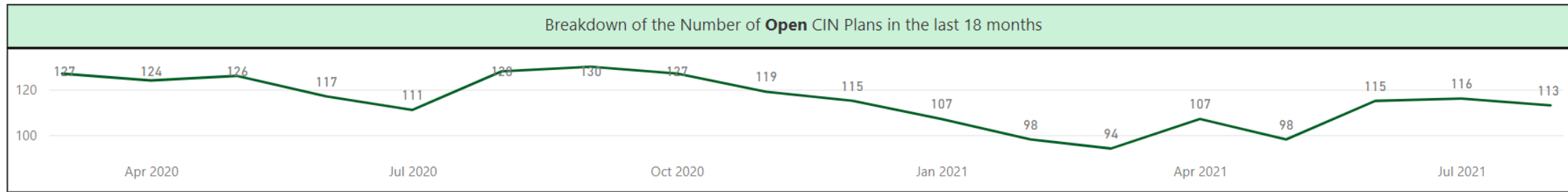
- Increasing numbers of children and families receiving support as children in need (S17 Children Act - where their health or development is likely to be impaired without the provision of service)
- Includes high proportion of children and young people experiencing neglect
- Increased likelihood of changes being made with families when problems first emerge
- Refocusing family group conferencing service to build resilience in families to support change needed

Children in Need – by locality

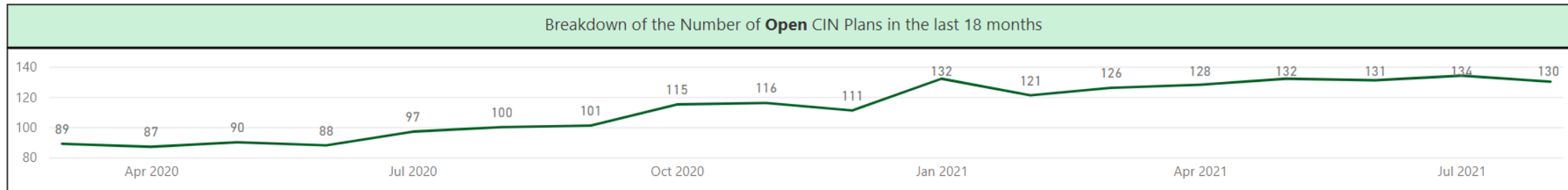
North Locality



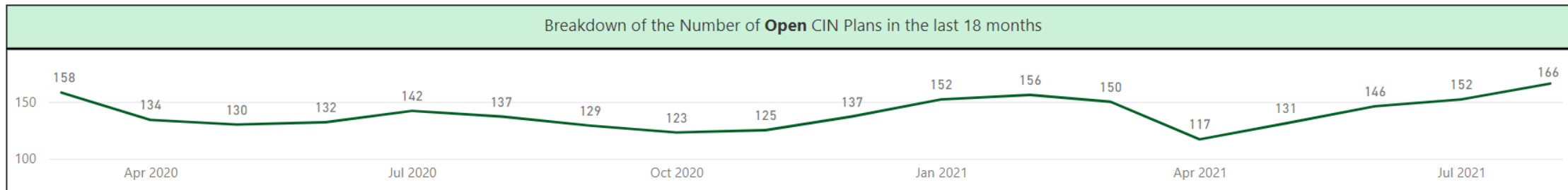
Exeter Locality



Mid and East Locality

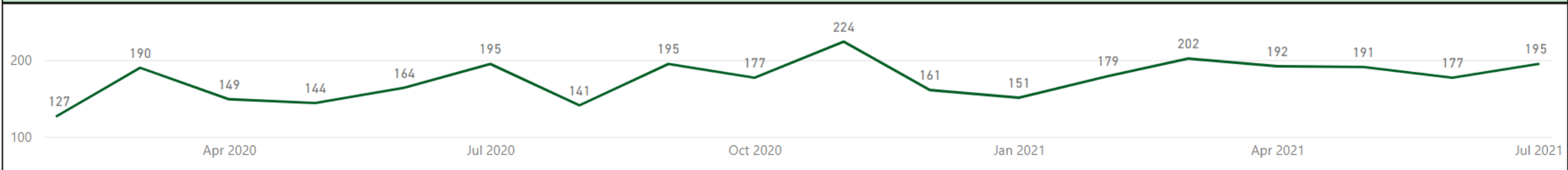


South Locality

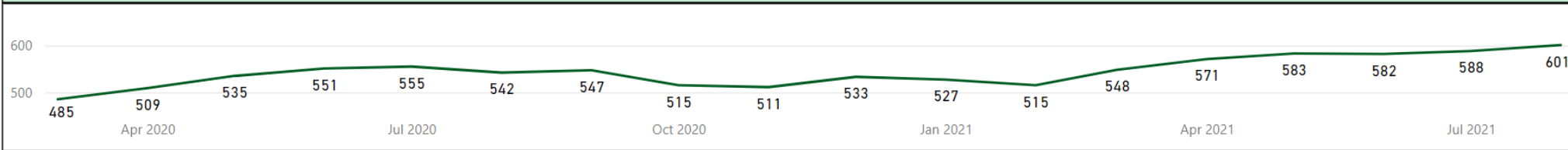


Children subject to child protection plans overall

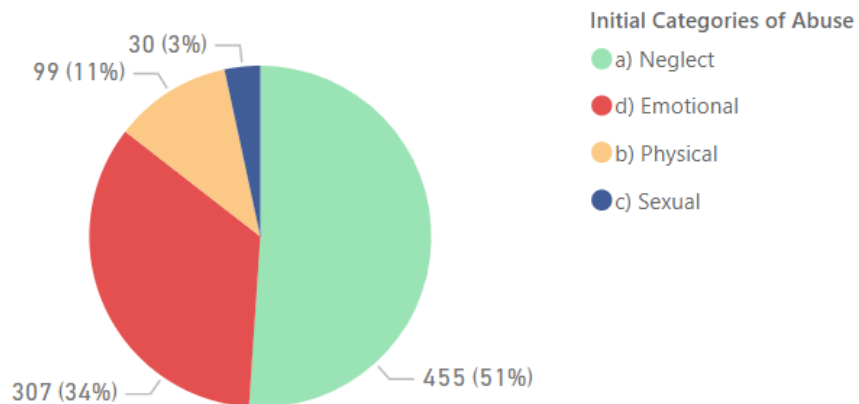
Monthly breakdown of the Number of S47s started in the last 18 months



Monthly breakdown of the Number of **Open** CP Plans in the last 18 months



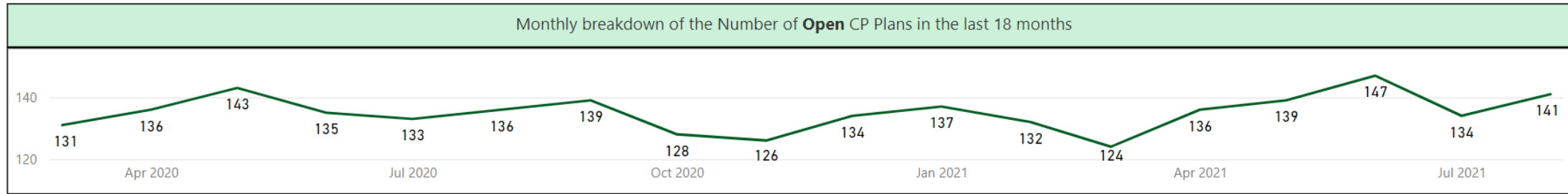
Rate of CPPs;
Devon = 38/10000
Good LAs = 42/10000



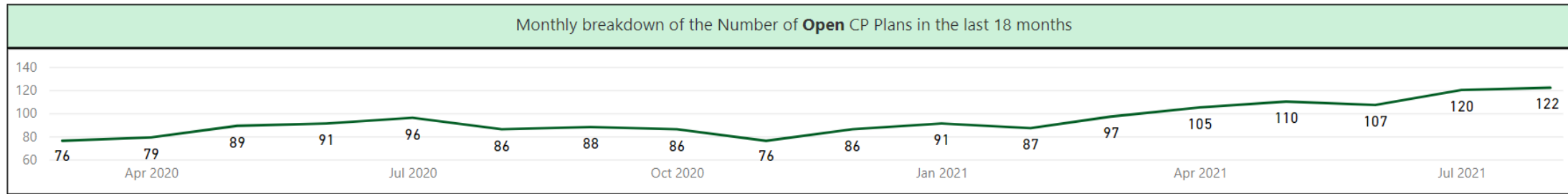
- 51% children are subject to CPPs for neglect; impact of mental health, substance misuse and learning disability
- 34% for emotional abuse; frequently the impact of domestic violence
- 1% in place more than two years
- Improvement work with CP Chairs to ensure CP Plans are outcome focused and support the family to make the changes needed

Numbers on CPPs by locality

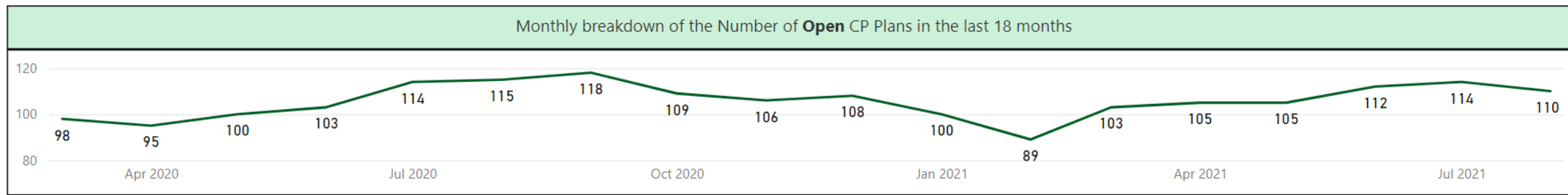
North Locality



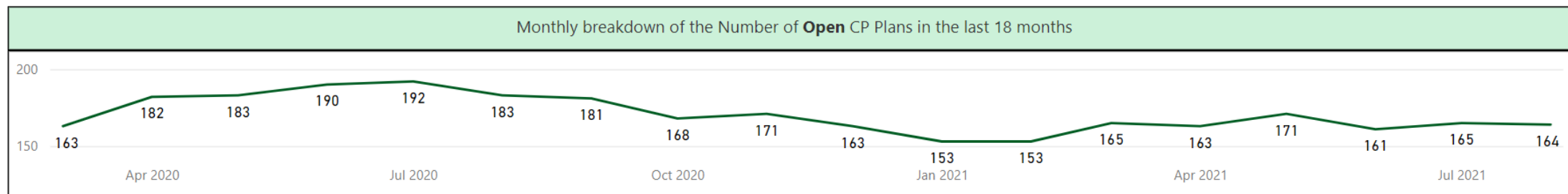
Exeter Locality



Mid and East Locality

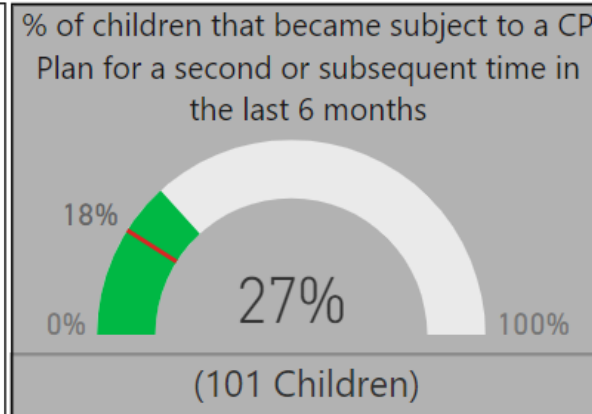
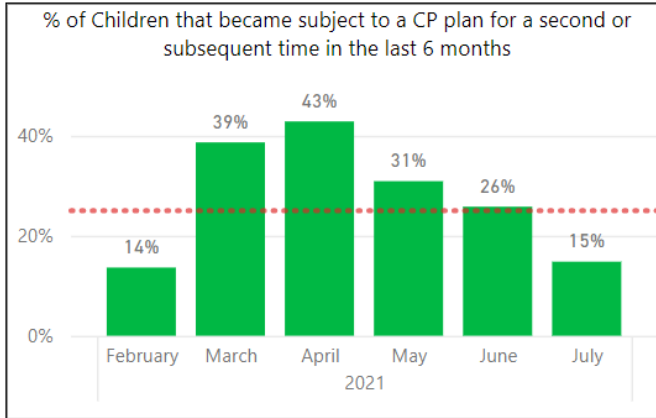


South Locality

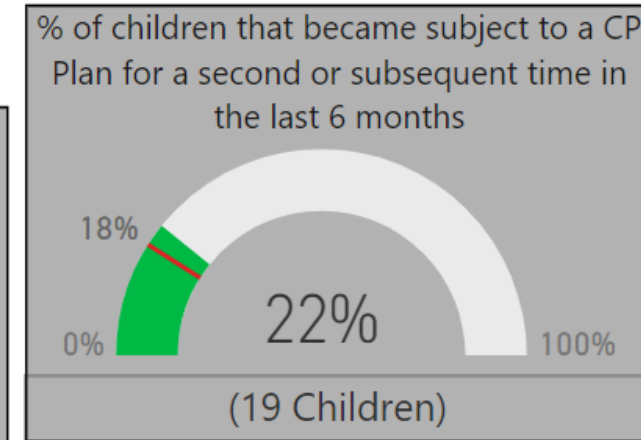


Repeat Child Protection Plans

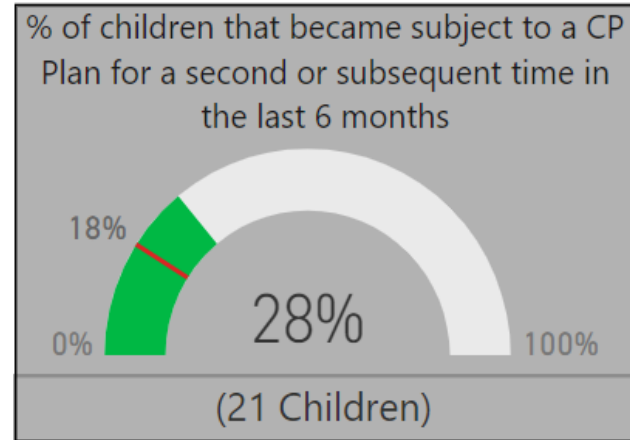
Overall



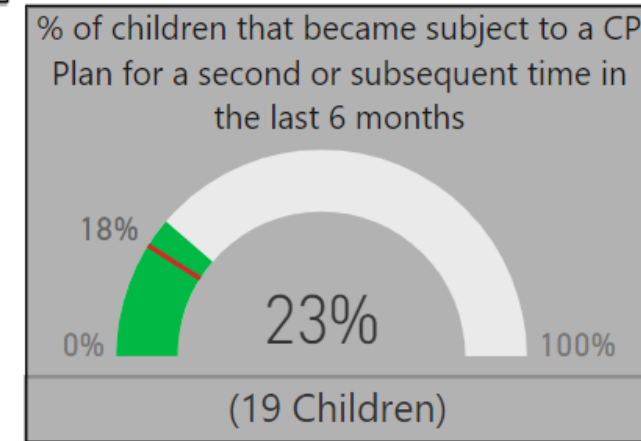
North Locality



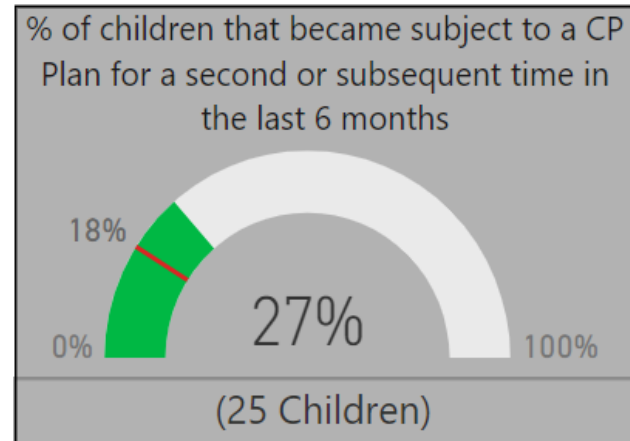
Mid and East Locality



Exeter Locality



South Locality



- Review of all second time child protection plans to ensure the previous intervention was effective
- Oversight of plans ending at 3-6m
- Improved oversight of assessments by TMs to ensure history is considered
- Work with CP Chairs to ensure plans are SMART and outcome focused and progress is reviewed effectively

Devon = 27%

Good LAs = 18%

Care proceedings (PLO)

Pre-proceedings in July - numbers show families (children)

Locality	Exeter	Mid & East	North	South	DCS	Total
Up to 12 wks	12 (15)	9 (14)	5 (8)	9 (17)	3 (4)	35 (58)
12 – 16 wks	1 (1)	2 (5)	0	3 (11)	0	6 (18)
16 weeks +	3 (5)	3 (3)	4 (7)	7 (12)	0	17 (27)
Total	16 (21)	14 (22)	9 (14)	18 (40)	3 (4)	58 (101)

Proceedings in July - numbers show families (children)

Locality	Exeter	Mid & East	North	South	DCS	P & T	Total
Total No. families (children) in court	23 (40)	36 (59)	40 (70)	31 (62)	6 (12)	0 (0)	136 (243)
Number of families (children) issued on in July	2(2)	4(7)	3(5)	3(4)	0(0)	0(0)	12(18)

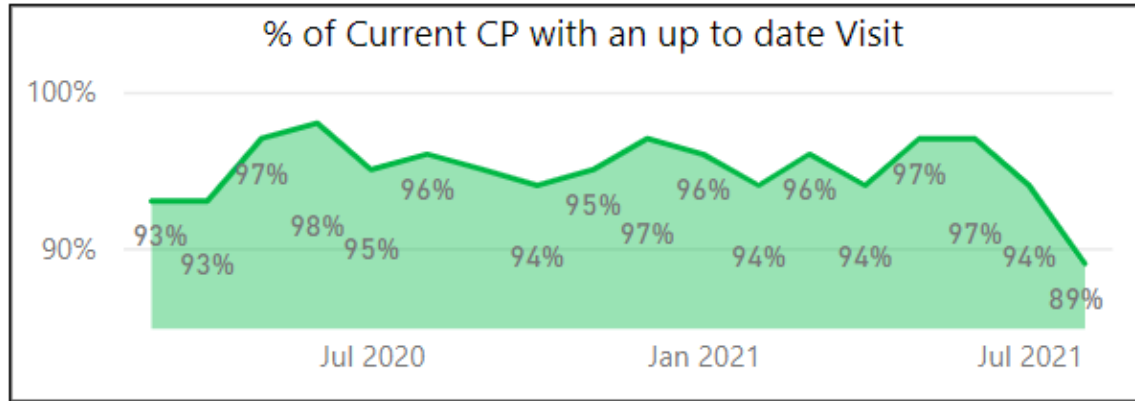
Total issued proceedings over time - numbers show families (children)

	February	March	April	May	June	July
Issued on	15 (19)	19 (23)	10 (15)	10 (17)	12 (25)	12 (18)
Total	163 (295)	159 (280)	145 (254)	145 (255)	141 (246)	136 (243)

- Target of 12 weeks for pre-proceedings and 26 weeks for proceedings
- 46% of issued cases currently over 26 weeks
- Delays caused by court listings and completion of SW and expert assessments (including family engagement)
- Developing positive relationship with CAFCASS and judiciary
- Ofsted positive about progress
- Improvement supported by two Case Progression Managers
- 16 Families (20 children) concluded by the end of July with 100% success rate for the outcome sought

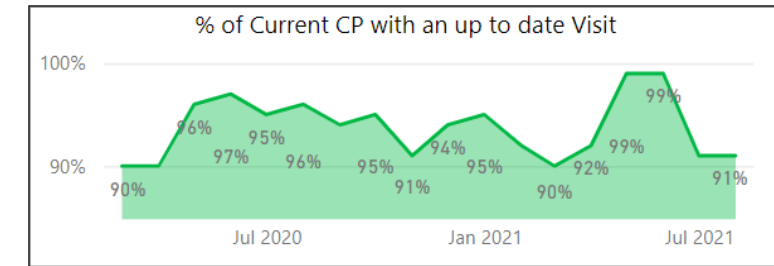
Visits to children on child protection plans

Overall

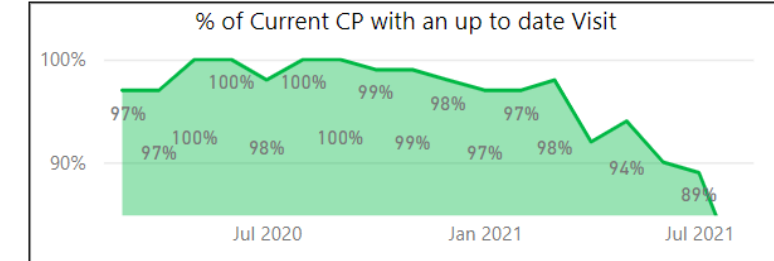


- Managers monitor visits closely using the SW dashboard
- Delays currently experienced in recording visits due to higher caseloads
- Improvement focus on ensuring visits are purposeful and enable the plan to progress.

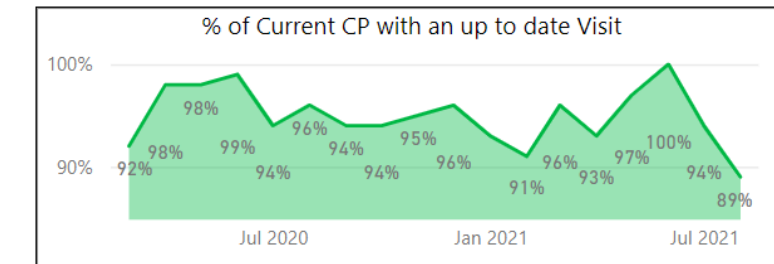
North Locality



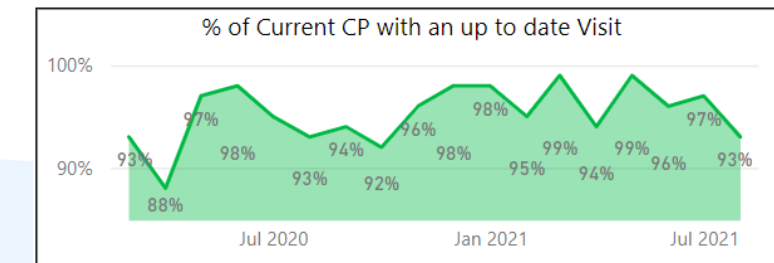
Exeter Locality



Mid and East Locality

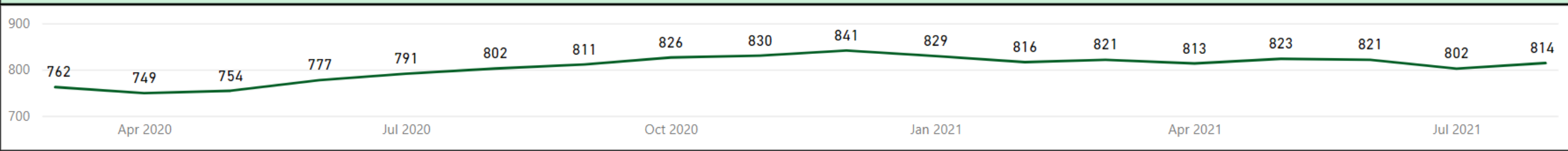


South Locality

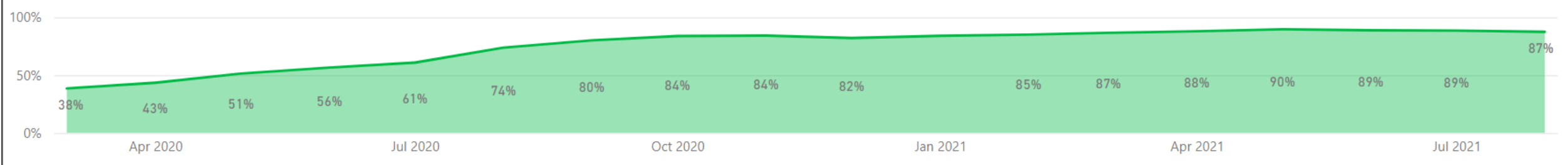


Numbers of children in care

Monthly breakdown of the Number of **Open** CiC in the last 18 months



% of CiC with a Permanency Plan in the last 18 months

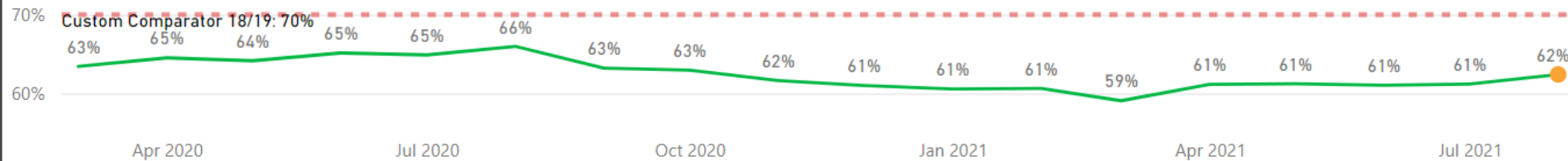


- 'Bridges' working effectively to support adolescents to remain safely at home
- However, increase in number of children entering care and complexity of need
- Particular increase in children with ASD and complex emotional/behavioural needs
- Challenges finding family placements
- Increase in number placed in residential care at high cost
- Six children currently placed in unregistered arrangements
- Outcomes not yet good
- Improving picture on children with permanence plans

Placement stability for children in care

August 2021

Long Term Placement Stability - Placement Duration of 2 + Years (%)



Number of Children in a Long Term Placement

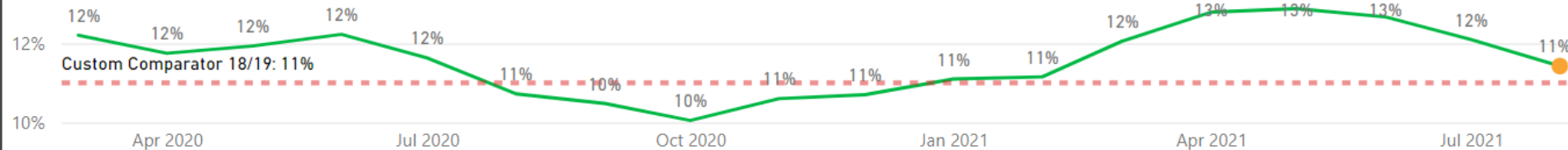
151

Number of Children in Care for more than 2.5 years

242

62%

Short Term Placement Stability - 2 + Placement Moves (%)



Number of Children in a Short Term Placement

93

Number of Children in Care

814

11%

- Impact of workforce turnover on relationships with children
- Challenges finding family placements
- Increase in number placed in residential care at high cost
- Six children currently placed in unregistered arrangements
- Outcomes not yet good
- Improving picture on children with permanence plans

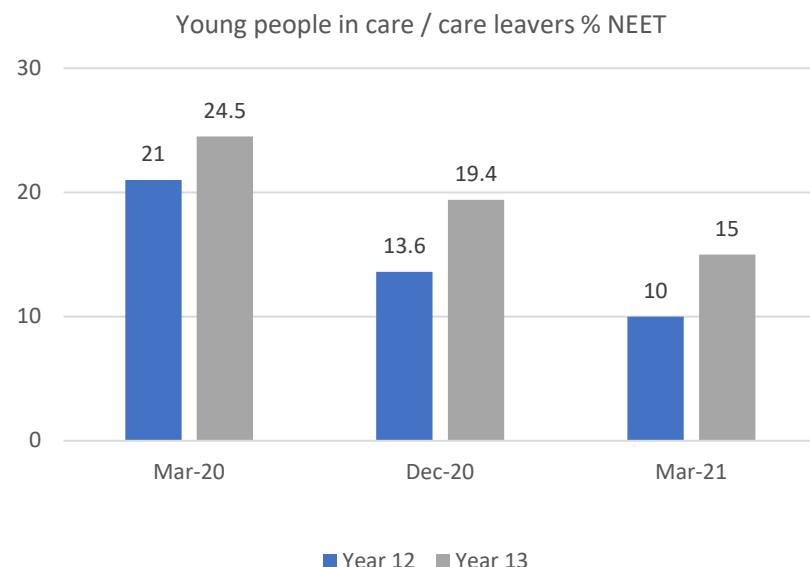
% of children in care with 3+ placements in past 12m;

Devon = 11.1%

Good LAs = 10.5%

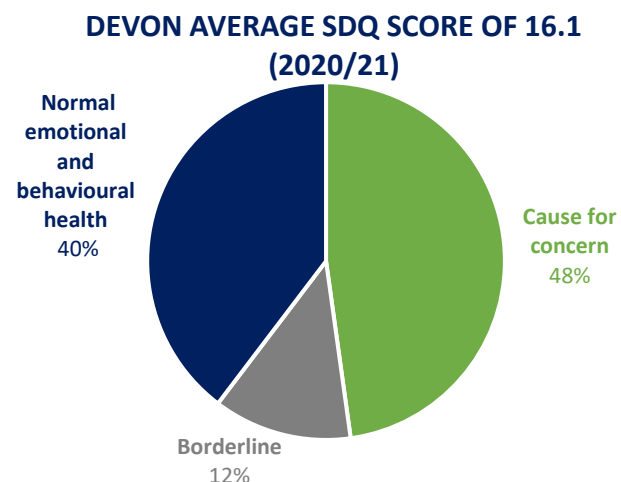
Key outcomes

Not in education, employment and training



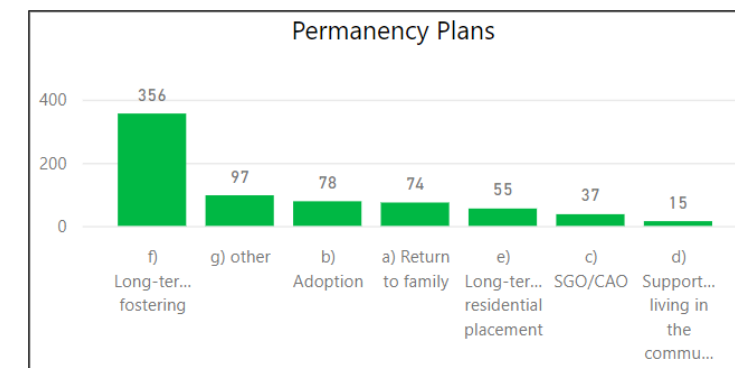
The numbers of care-experienced young people (in years 12-13), who are NEET, has reduced significantly in the last 12 months. While there is more to do to ensure this is consistent, it represents positive progress in ensuring our care-experienced young people in Devon are set up in the best way possible for adult life

Emotional wellbeing



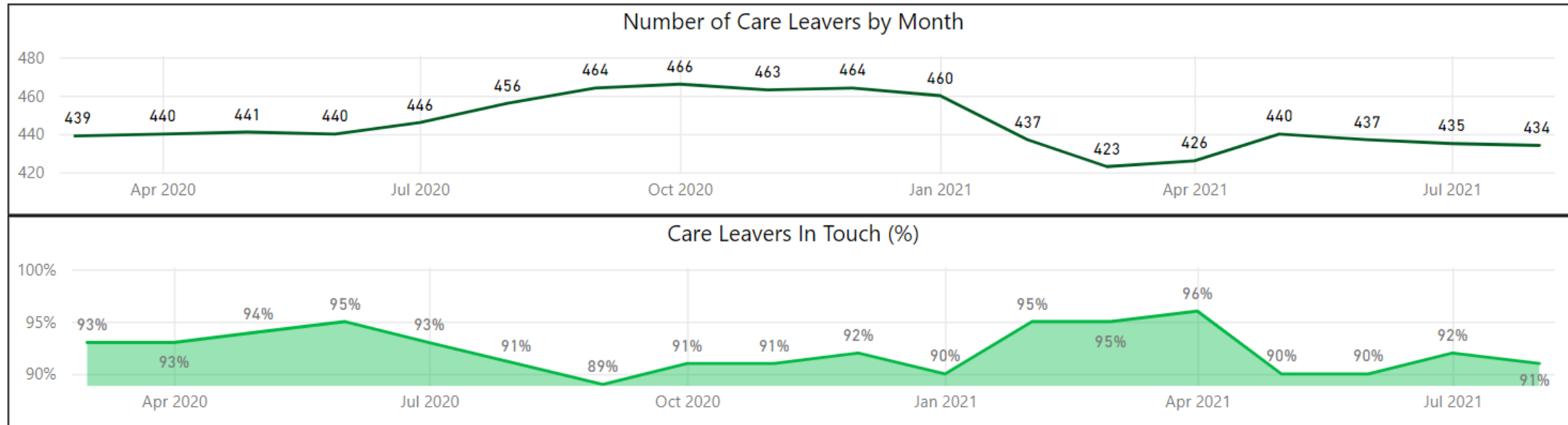
249 children in care are open to CAMHS as of February 2021, with all children entering care being screened by a mental health professional.

Permanence



Ensuring children have a long term care plan that provides security and stability.

Care leavers



19-21 year olds;

Completion of Pathway Plans;



	Visits	Pathway plans
North	83%	89%
Mid & East	83%	91%
Exeter	80%	87%
South	77%	77%

- Closely monitoring young people in unsuitable accommodation
- Focus on ensuring all young people have up to date Pathway Plans that set out clear outcomes to support them to progress to adulthood
- Working closely with partners to ensure effective planning for care leavers with more complex needs and risk taking behaviour.

- Proposed recruitment and retention measures progressing to Cabinet on 08/09/2021 given challenges in qualified SW workforce
- Additional temporary teams extended for a further six months given vacant posts unfilled by agency workers. Additional funding also agreed for Admin and Family Practitioners to address SW shortages.
- Improved oversight of recruitment, including agency staff, being reported weekly.
- Implementation of career progression grade for SWs and recruitment underway for 24 new Adv SW roles across teams. 11 in post + 2 permanent Advanced Social Workers appointed in July.
- Frontline Units on track for starting in August – 8 participants
- 12 ASYEs appointed this year.
- Leeds Relational Practice Centre to commence management development in July
- Numbers of children allocated to front-line workers in localities have risen - with exceptional pressure in the Mid & East locality.
- Across localities this has impacted negatively on staff retention. Manageable work-loads are a key feature of establishing an effective restorative and relational approach to social work and represents a risk to improvement work having the required impact.

SW Caseloads

Average 20

Staff leaving July 2021

Practitioners	1
Managers	3
Grand Total	4

Permanent/ Agency rates in frontline teams

	FTE Est	Perm Employees	Agency	Vacancies
TM	32	20 (63%)	8	2
ATM	14	8 (57%)	4	2
SW	195	97 (50%)	55	33
PA	34	29 (85%)	0	5
TOTALS	275	154 (56%)	67	36